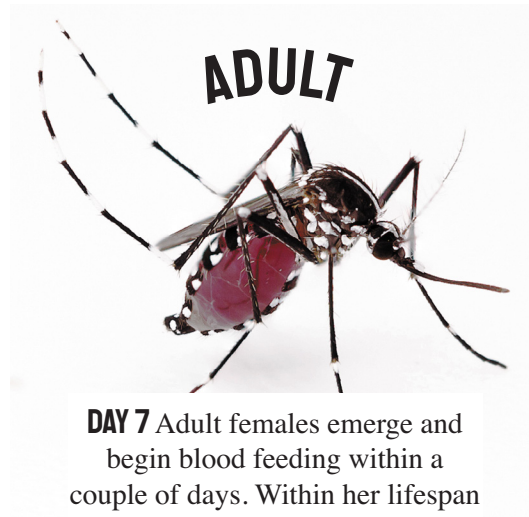


# Take Action!


LEARN HOW YOU CAN STOP MOSQUITOES FROM BREEDING AT YOUR HOUSE



**ADULT**

**DAY 7** Adult females emerge and begin blood feeding within a couple of days. Within her lifespan of about two to four weeks, a female mosquito can lay 100-300 eggs every three to four days.

**EGGS**



**DAY 1** Eggs are laid on the surface of standing water or above the waterline of various objects that hold water. Incubation varies, but eggs will generally hatch into larvae in a couple of days.

**LARVAE**



**DAY 2-4** Larvae feed on microorganisms in the water and come to the surface to breathe. After the fourth molt, they change into pupae.

**PUPAE**



**DAY 5-6** The pupa stage is a resting and non-feeding stage of about 48 hours, as they morph into adults inside casings.

INSIDE: LEARN HOW TO CHOOSE AND APPLY EPA-REGISTERED ARTHROPOD REPELLENTS ON PAGE 2 AND KEEP YOUR HOME MOSQUITO-FREE ON PAGE 3

# Prevent the Bite Day and Night!

## PROTECT YOURSELF AND YOUR FAMILY WITH SAFE REPELLENTS

Environmental Protection Agency (EPA)-registered insect repellents are the first line of defense against mosquito-borne diseases like West Nile virus. They prevent bites by making people less attractive to mosquitoes. EPA-registration means that the EPA has evaluated and approved the product for human safety and effectiveness when applied according to instructions on the label.

EPA-registered repellents will have a registration number on their label and will contain one of the following active ingredients: DEET, Picaridin, oil of lemon eucalyptus (OLE), para-menthane-diol (PMD), 2-Undecanone, or IR3535. Repellents come as spray cans, lotions or wipes.

### SAFE FOR PREGNANT AND BREASTFEEDING WOMEN:

DEET

Picaridin

OLE

PMD

2-Undecanone

IR3535

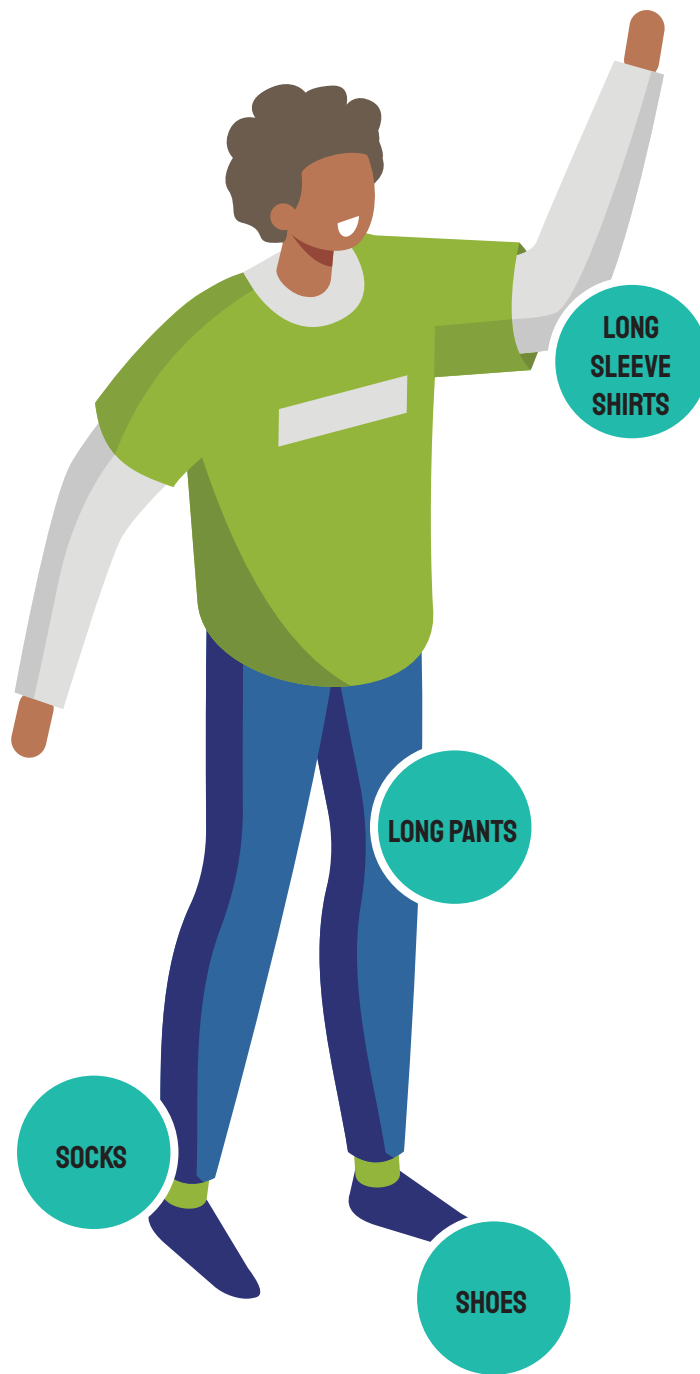
### SAFE FOR CHILDREN OLDER THAN 2 MONTHS:

DEET

Picaridin

2-Undecanone

IR3535



## REPELLENT INSTRUCTIONS

1. Read the product label and follow directions.



2. Apply only to exposed skin or clothing. Do not use repellents under clothing. If you use sunscreen or lotion, apply the repellent last.



3. When applying repellent to your or your child's face, first put repellent on your hands and then apply, avoiding eyes and mouth.



4. Wash your hands with soap after applying repellent, especially before eating or drinking.



## DID YOU KNOW..

...that preventing mosquito breeding sources and mosquito bites is more effective than having mosquito abatement districts spray your property? In fact, over-spraying of insecticides may lead to mosquito populations that become resistant to insecticides.



FOR MORE INFORMATION, VISIT [WWW.EPA.GOV/INSECT-REPELLENTS](http://WWW.EPA.GOV/INSECT-REPELLENTS)

# Not at My House

## PREVENT MOSQUITOES FROM MAKING YOUR PROPERTY A BREEDING SOURCE



**PONDS:** Get free mosquitofish from your local mosquito abatement district.



**FOUNTAINS:** Keep chlorinated and running or completely empty—report neglected ones anonymously.



**POOLS & HOT TUBS:** Keep chlorinated and running or completely empty—report neglected ones anonymously.



**BIRDBATHS:** Empty and scrub with bleach twice a week.



**MISCELLANEOUS CONTAINERS:** Store upside down or dump weekly—toss what you don't need.



**POTTED PLANTS WITH SAUCERS/TRAYS:** Remove or fill with sand or dirt. Alternatively, empty and scrub with bleach weekly.



**YARD DRAINS:** Attach mesh or window screen to openings to stop mosquitoes from laying eggs inside.



**IRRIGATION VALVE/METER BOXES:** Check for leaks and don't over-irrigate lawn and shrubs.



**DECORATIVE FIGURINES AND TOYS:** Keep out of sprinkler range or empty and scrub weekly.



**PLANTS THAT HOLD WATER** (banana trees, succulents, bromeliads, agave): Water from ground level.



**PET WATER DISHES:** Empty and scrub with bleach twice a week.

# You Have Control!



**REMOVE MOSQUITO-BREEDING  
SOURCES AROUND YOUR HOME  
WEEKLY**




**TALK TO NEIGHBORS ABOUT  
WORKING TOGETHER TO KEEP YOUR  
NEIGHBORHOOD MOSQUITO-FREE**



**USE EPA-REGISTERED REPELLENT**

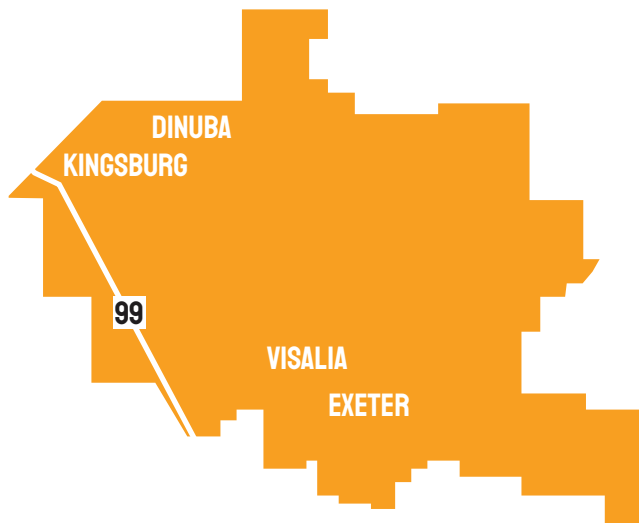


**ANONYMOUSLY REPORT  
NEGLECTED SWIMMING POOLS**

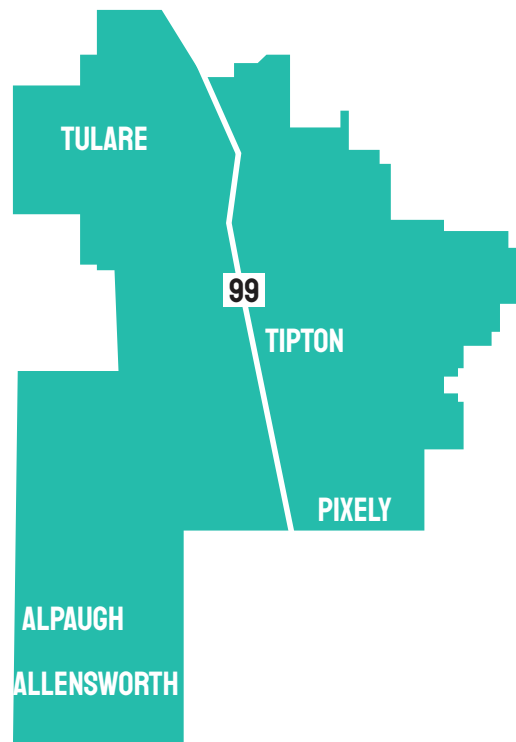


**REPORT DEAD BIRDS TO  
1-877-WNV-BIRD (1-877-968-2472)**

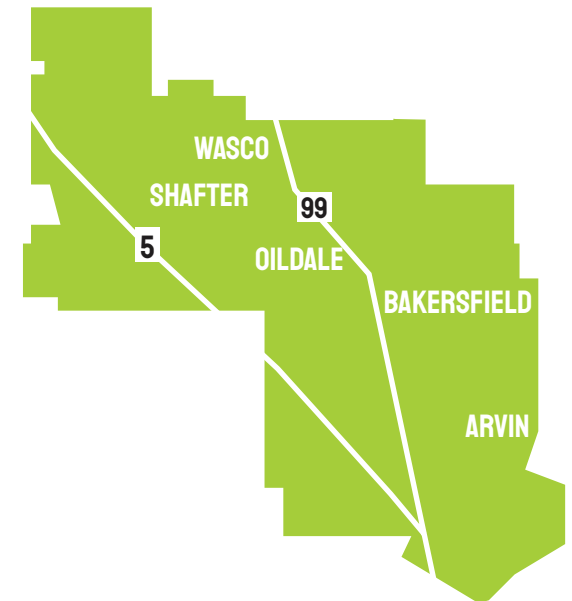
**FOR MORE ADVICE AND INFORMATION, CONTACT YOUR LOCAL MOSQUITO ABATEMENT DISTRICT:**



**DELTA VECTOR  
CONTROL DISTRICT  
559-732-8606  
WWW.DELTAVCD.COM**



**TULARE MOSQUITO  
ABATEMENT DISTRICT  
559-686-6628  
WWW.TULAREMOSQUITO.COM**



**KERN MOSQUITO &  
VECTOR CONTROL DISTRICT  
661-589-2744  
WWW.KERNMOSQUITO.COM**